



Cements


Colección
Collection

La colección Cements apuesta por un cemento muy personal que reproduce fielmente la textura. Los detalles imitan las variaciones en el grano con sutiles espatulados y marcas, agregando interés visual. La paleta de colores de la colección se centra en tonos que van del gris más identificativo, Smoke, pasando por matices cálidos como el Warm, y más neutro y ligero como el Snow. Está diseñada para un uso versátil, pudiendo instalarse tanto en interiores como en exteriores, permitiendo una continuidad visual.

The Cements collection features a very personal cement that faithfully reproduces the texture. Details mimic variations in the grain with subtle spatulations and markings, adding visual interest. The collection's colour palette focuses on shades ranging from the more identificative grey, Smoke, through warm shades such as Warm, to more neutral and lighter shades such as Snow. It is designed for versatile use and can be installed both indoors and outdoors, providing visual continuity.


Cements Snow

Color | Colour




Cements Warm

Color | Colour



Cements Smoke

Color | Colour



Montaje de suelo | Floor simulation

Cements Snow




Cements Warm



Cements Smoke



Formatos | Formats



↗ 75x75cm 29.5"x29.5"

C3 R11 · C1 R9 · R


- Cements Snow
- Cements Warm
- Cements Smoke



↗ 37.5x75cm 14.7"x29.5"

C3 R11 · R

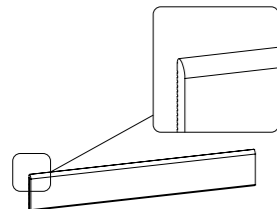
- Cements Snow
- Cements Warm
- Cements Smoke



↗ 60x120cm 23.6"x47.2"

C3 R11 · C1 R9 · R

- Cements Snow



Rodapié
Skirting board

↗ 9x60cm 3.5"x23.6"

🔥 Fully Glassed

- Cements Snow
- Cements Warm
- Cements Smoke



Tabica
Riser

↗ 14.5x120cm 5.7"x47.2"

- Cements Snow
- Cements Warm
- Cements Smoke

Embalaje | Packing

Formatos Formats	piezas / caja pieces / box	m ² / caja sqm / box	kg / caja kg / box	m ² / palet sqm / pallet	tamaño palet pallet size
75x75 [®] cm 29.5"x29.5"	2	1,1250	23,50	54,00	120x80x90cm
37.5x75 [®] cm 14.7"x29.5"	4	1,1250	23,50	61,87	120x80x90cm
60x120 [®] cm 23.6"x47.2"	2	1,4400	31,65	46,08	120x84x75cm
9x60cm 3.5"x23.6"	10	-	15,36	-	110x95x96cm
Rodapié Skirting board	-	-	-	-	-
14.5x120cm 5.7"x47.2"	6	-	22,20	-	125x110x90cm
Tabica Riser	-	-	-	-	-

Colores junta recomendados | Recommended joint colours


Cements Snow
Mapei 100 White
Kerakoll 01 Blanco
Litokol White 1
SikaCeram Blanco

Cements Warm
Mapei 142 Brown
Kerakoll 09 Caramelo
Litokol Beige 3
SikaCeram Caoba

Cements Smoke
Mapei 112 Medium Grey
Kerakoll 04 Gris Hierro
Litokol Silver 2
SikaCeram Cemento

Peldaños | Steps

Peldaño recto | Recto step




↗ 32.6x120cm 12.8"x47.2"

C3 R11 · C1 R9

- Cements Snow
- Cements Warm
- Cements Smoke

Peldaño recto tapa | Recto step corner



↗ 32.6x120cm 12.8"x47.2"

C3 R11 · C1 R9

- Cements Snow
- Cements Warm
- Cements Smoke

Bordes de piscina | Pool Edges

Borde Creta | Creta edge



↗ 32.6x50cm 12.8"x19.7"

C3 R11 • 🌧️

- Cements Snow
- Cements Warm
- Cements Smoke

Rejillas de drenaje | Drain Grates

Rejilla de drenaje RJ25 | Drain grate RJ25



↗ 24,5x50cm 9,6"x19,7"

Desagüe | Drain: >13m³/hora

C3 R11 • 🌧️ 🌍

Goma para rejilla 9710 incluida
Grate rubber 9710 included

- Cements Snow
- Cements Warm
- Cements Smoke

Rejilla de drenaje RJ25 FLEX | Drain grate RJ25 FLEX



↗ 24,5x50cm 9,6"x19,7"

Desagüe | Drain: >30m³/hora

C3 R11 • 🌧️ 🌍

Goma para rejilla 9134 incluida
Grate rubber 9134 included

- Cements Snow
- Cements Warm
- Cements Smoke

Goma para rejilla 9710 | Grate rubber 9710



Goma para rejilla 9134 | Grate rubber 9134



Piezas de terminación | Trims

Media caña exterior Outer trims



↗ 4.5x50cm 1.8"x19.7"

C3 R11 • Ref. MDCA E000

- Cements Snow
- Cements Warm
- Cements Smoke

Media caña interior Inner trims



↗ 5.5x50cm 2.2"x19.7"

C3 R11 • Ref. MDCA I000

- Cements Snow
- Cements Warm
- Cements Smoke

Cantonera transición exterior External transition corner



↗ 4.5x25cm 1.8"x9.8"

C3 R11 • Ref. MDCA CE00

- Cements Snow
- Cements Warm
- Cements Smoke

Escocia cantonera exterior Scotch external corner



↗ 4.5x4.5cm 1.8"x1.8"

C3 R11 • Ref. MDCA EE00

- Cements Snow
- Cements Warm
- Cements Smoke

Escocia cantonera interior Scotch inner corner




↗ 5.5x5.5cm 2.2"x2.2"

C3 R11 • Ref. MDCA EI00

- Cements Snow
- Cements Warm
- Cements Smoke

Cantonera transición interior Inner transition corner



↗ 5.5x25cm 2.2"x9.8"

C3 R11 • Ref. MDCA CI00

- Cements Snow
- Cements Warm
- Cements Smoke

Esquina cantonera exterior Outer angle corner



↗ 6.5x6.5cm 2.6"x2.6"

C3 R11 • Ref. MDCA AE00

- Cements Snow
- Cements Warm
- Cements Smoke

Esquina cantonera interior Inner angle corner



↗ 6.5x6.5cm 2.6"x2.6"

C3 R11 • Ref. MDCA AI00

- Cements Snow
- Cements Warm
- Cements Smoke

*Información detallada sobre las piezas de terminación en las páginas 212 y 213.
*Detailed information about trims pieces in pages 212 and 213.