

Lao

Colección
Collection

Nuestra colección Lao surge de la piedra caliza Caramiel, originaria de España. Su fondo regular está combinado con variadas manchas, incrustaciones y oquedades. Todas ellas, originariamente en tonos beige y cremas con diferentes tamaños e intensidades que se pueden encontrar en mayor o menores agrupaciones, dotando a las piezas de un efecto de movimiento y continuidad constante. Desarrollada en tres tonos principales: Bone, Sand y Ash, inclusivos en cualquier espacio decorativo tanto de exterior como interior.

Our Lao collection is made from Caramiel limestone, originally from Spain. Its regular background is combined with various stains, incrustations and hollows. All of them, originally in beige and cream tones with different sizes and intensities that can be found in larger or smaller groupings, giving the pieces an effect of movement and constant continuity. Developed in three main shades: Bone, Sand and Ash, inclusive in any decorative space, both outdoors and indoors.


Lao Bone

Color | Colour




Lao Sand

Color | Colour



Lao Ash

Color | Colour



Montaje de suelo | Floor simulation

Lao Bone




Lao Sand



Lao Ash



Formatos | Formats




↗ 90x90cm 35.4"x35.4"

C3 R11 · C1 R9 ·

Lao Bone

Lao Sand

Lao Ash



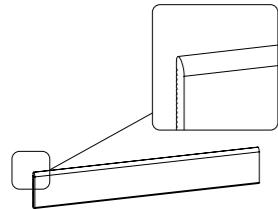
↗ 60x120cm 23.6"x47.2"

C3 R11 ·

Lao Bone

Lao Sand

Lao Ash



Rodapié
Skirting board

↗ 9x60cm 3.5"x23.6"

Fully Glased

Lao Bone

Lao Sand

Lao Ash



Tabica
Riser

↗ 14.5x120cm 5.7"x47.2"

Lao Bone

Lao Sand

Lao Ash

Embalaje | Packing

Formatos Formats	piezas / caja pieces / box	m ² / caja sqm / box	kg / caja kg / box	m ² / palet sqm / pallet	tamaño palet pallet size
90x90 ^o cm 35.4"x35.4"	2	1,6200	32,50	48,60	105x97x83cm
60x120 ^o cm 23.6"x47.2"	2	1,4400	31,65	46,08	120x84x75cm
9x60cm 3.5"x23.6"	10	-	15,36	-	
Rodapié Skirting board					110x95x96cm
14.5x120cm 5.7"x47.2"	6	-	22,20	-	
Tabica Riser					125x110x90cm

Colores junta recomendados | Recommended joint colours

Lao Bone

Mapei 100 White
Kerakoll 01 Blanco
Litokol White 1
SikaCeram Blanco

Lao Sand


Mapei 130 Jasmine
Kerakoll 31 Beige Dakar
Litokol Ivory 2
SikaCeram Arena

Lao Ash

Mapei 112 Medium Grey
Kerakoll 04 Gris Hierro
Litokol Silver 2
SikaCeram Cemento

Peldaños | Steps

Peldaño recto | Recto step



↗ 32.6x120cm 12.8"x47.2"

C3 R11 · C1 R9

Lao Bone

Lao Sand

Lao Ash

Peldaño recto tapa | Recto step corner



↗ 32.6x120cm 12.8"x47.2"

C3 R11 · C1 R9

Lao Bone

Lao Sand

Lao Ash

Bordes de piscina | Pool Edges

Borde Creta | Creta edge



↗ 32.6x50cm 12.8"x19.7"

C3 R11 • 🌧️

👉 Lao Bone

👉 Lao Sand

👉 Lao Ash

Borde Maui | Maui edge



↗ 32.6x50cm 12.8"x19.7"

C3 R11 • 🌧️

👉 Lao Bone

👉 Lao Sand

👉 Lao Ash

Borde Samoa | Samoa edge



↗ 50x120cm 19.7"x47.6"

C3 R11 • 🌧️

👉 Lao Bone

👉 Lao Sand

👉 Lao Ash

Rejillas de drenaje | Drain Grates

Rejilla de drenaje RJ25 | Drain grate RJ25



↗ 24,5x50cm 9,6"x19.7"

C3 R11 • 🌧️ 🌐

👉 Lao Bone

👉 Lao Sand

👉 Lao Ash

Desagüe | Drain: >13m³/hora

Goma para rejilla 9710 incluida
Grate rubber 9710 included

Goma para rejilla 9710 | Grate rubber 9710



Rejilla de drenaje RJ25 FLEX | Drain grate RJ25 FLEX



↗ 24,5x50cm 9,6"x19.7"

C3 R11 • 🌧️ 🌐

👉 Lao Bone

👉 Lao Sand

👉 Lao Ash

Desagüe | Drain: >30m³/hora

Goma para rejilla 9134 incluida
Grate rubber 9134 included

Goma para rejilla 9134 | Grate rubber 9134



Piezas de terminación | Trims

Media caña exterior
Outer trims



↗ 4.5x50cm 1.8"x19.7"

C3 R11 · Ref. MDCA E000

 Lao Bone

 Lao Sand

 Lao Ash

Escocia cantonera exterior
Scotch external corner




↗ 4.5x4.5cm 1.8"x1.8"

C3 R11 · Ref. MDCA EE00

 Lao Bone

 Lao Sand

 Lao Ash


Esquina cantonera exterior
Outer angle corner



↗ 6.5x6.5cm 2.6"x2.6"

C3 R11 · Ref. MDCA AE00

 Lao Bone

 Lao Sand

 Lao Ash

Media caña interior
Inner trims



↗ 5.5x50cm 2.2"x19.7"

C3 R11 · Ref. MDCA I000

 Lao Bone

 Lao Sand

 Lao Ash

Escocia cantonera interior
Scotch inner corner




↗ 5.5x5.5cm 2.2"x2.2"

C3 R11 · Ref. MDCA EI00

 Lao Bone

 Lao Sand

 Lao Ash


Esquina cantonera interior
Inner angle corner



↗ 6.5x6.5cm 2.6"x2.6"

C3 R11 · Ref. MDCA AI00

 Lao Bone

 Lao Sand

 Lao Ash

Cantonera transición exterior
External transition corner



↗ 4.5x25cm 1.7"x6.3"

C3 R11 · Ref. MDCA CE00

 Lao Bone

 Lao Sand

 Lao Ash

Cantonera transición interior
Inner transition corner




↗ 5.5x25cm 2.2"x9.8"

C3 R11 · Ref. MDCA CI00

 Lao Bone

 Lao Sand

 Lao Ash

*Información detallada sobre las piezas de terminación en las páginas 212 y 213.
*Detailed information about trims pieces in pages 212 and 213.

LAO BONE